

# GUIDE



## AurAir Air Quality Monitor

Model: Base-F  
Pro-F

## POCKET GUIDE

### Initial configuration

#### Step 1

After the installation of the AurAir Monitor into the power socket, following the installation instructions, the power is automatically turned on. The AurAir Monitor will create its own WiFi Access Point (AP).

An active WiFi network with SSID AurAir-XX-YYYYYY will appear in your WiFi network list. XX represents the specific modeltype and version (Base or Pro), where 'YYYYYY' is an alpha-numeric number.



**WARNING:** If you do not see an active WiFi network with SSID like AurAir-XX-YYYYYY, reset the device

by unplugging the device, hold the on/off button pressed and plug it into the wall socket again. Hold the on/off button pressed until the screen goes off and on again, then release the button. After the reset the AurAir Monitor should return to AP mode. If not, please repeat or contact our customer support.

#### AurAir Customer Support

For customer support visit:

<https://www.aurair.eu/support/>

### Introduction

Thank you for purchasing the AurAir® Air Quality Monitor model Base-F or Pro-F. The AurAir Air Quality Monitor includes the AurAir software, which allows you to manage your AurAir using a web browser.

This pocket guide includes the warranty terms and is for use with the Base-F and Pro-F models. This guide will refer to both models as the AurAir Monitor. The AurAir Monitor is powered by the power socket.

### Packaged Contents



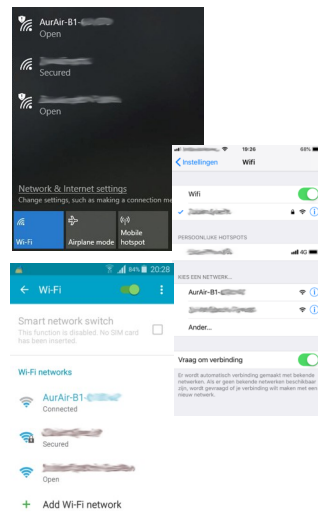
- One AurAir Monitor
- This pocket guide

**TERMS OF USE: All AurAir Monitors must use a standard power socket.**

### Step 2

Connect your iPhone or Android smartphone or Laptop/Tablet to the AurAir WiFi AP.

Several examples of WiFi connection possibilities:



### System Requirements

#### OPTIONAL:

- Device with WiFi capabilities like a smartphone, laptop or tablet
- Web Browser: Mozilla Firefox, Google Chrome, or Microsoft Internet Explorer

### Network Topology Requirements

#### OPTIONAL:

- A DHCP-enabled network (for the AurAir Monitor to obtain an IP address in case for use with a cloud environment).
- A management station computer running an operating system like Microsoft Windows, Apple OS or Linux, capable of supporting a web browser. Located either onsite and connected to the same Layer-2 network, or off-site connected to the same Layer-2 network using a VPN.

#### Skipping the optional WiFi-configuration

**NOTE:** In case you do not connect the AurAir Monitor to your WiFi network: Even without configured WiFi connection, the AurAir Monitor will function normally as a standalone device.

### Embedded Web Interface / Device Dashboard

The AurAir Monitor can be set and controlled through a browser and WiFi connection of a smartphone, laptop or tablet.

When using Windows10, a webbrowser will open automatically the url: <http://192.168.4.1>

If you are using IOS, please open the Safari browser and enter the url: <http://192.168.4.1>

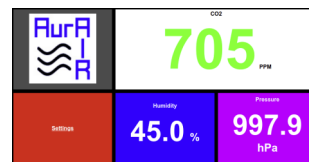
If you are using Android, please open the Chrome browser and enter the url: <http://192.168.4.1>

After entering the url, press enter to access the AurAir Monitor device home page.


#### General - Home Page

The home page shows the Device Dashboard that displays the main AurAir Monitor data like CO2, humidity and pressure or AQI values.

This home page will automatically refresh every minute.



### Hardware Overview

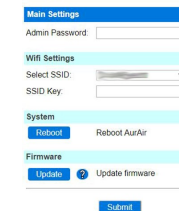


Interface	Description
Power Plug	Power socket which is directly connected to the power plug.
CO2 Value	Measured CO2 value, refreshed every minute.
WiFi Mode	Indicator which WiFi mode is selected, either AP mode or Client mode.
ON/OFF Button	Switches display ON or OFF
Humidity Value	Measured humidity value, refreshed every minute.
Pressure (Base-F) AQI (Pro-F)	Measured pressure value (Base-F) or Air Quality Index (Pro-F).
Mode Button	Toggles display between numeric or graphic mode
Config Button	Displays the used SSID and cloud username and password

If you click on the 'settings' link below the AurAir logo on the dashboard, the configuration page is opened.

#### General - The Configuration Page

Using the configuration page it is possible to do a number of AurAir Monitor configuration tasks like connecting the AurAir Monitor to a WiFi network.



The configuration page has the following options:

#### a. Set the administrator password

Enter the administrator password in the 'Admin Password' field shown in the previous page and click on the submit button. After reboot, you can only visit the home page and configuration page after entering the administrator password.

### Installation Requirements

- For indoor use only!
- Type F Power Socket



**WARNING:** To reduce the risk of fire or electric shock, do not expose this product to rain or moisture.

### Hardware Installation



**WARNING:** FAILURE TO PROVIDE PROPER VENTILATION MAY CAUSE FIRE HAZARD, KEEP AT LEAST 20 MM OF CLEARANCE NEXT TO THE VENTILATION HOLES ON THE BACK FOR ADEQUATE AIRFLOW.

1. Insert the AurAir Monitor into the type F power socket.



#### b. Select the WiFi ssid and password

Click on the pulldown list next to the 'Select SSID' field, scroll and select the correct WiFi network ssid. Enter the WiFi network SSID password if the WiFi network is password protected. After clicking on 'submit' to save the entered values, the device will reboot to configure. The initial startup time after reboot will be longer than normal due to the device connecting itself to the Internet.

#### c. Reboot the AurAir Monitor

Click on the 'Reboot' button to reboot the AurAir Monitor, after clicking on the button the AurAir will immediately reboot itself.

#### d. Update the AurAir Monitor firmware

Click on the 'Update' button to update the AurAir Monitor firmware, after clicking on the button the AurAir will immediately reboot itself. After reboot it will display firmware update messages, load the latest firmware from the cloud (if newer than the current one) and updates the AurAir Monitor firmware.

*This will ONLY work IF you have an active connection the Internet!*

#### Cloud Dashboard Configuration (optional)

[www.aurair.eu/aurair-cloud-manuals/](http://www.aurair.eu/aurair-cloud-manuals/)

**NOTE:** To be able to access historic values of measured data in a browser, you must fully complete the configuration of the connection to the AurAir Cloud Dashboard.

GENERAL	
DIMENSIONS (LxWxH)	138.6mm x 54.1mm x 77.4mm
WEIGHT	186 gram
POWER INPUT/	230VAC, 50Hz
MAXIMUM LOAD	3500W
POWER USAGE	1.5W (idle) ~ 3W (Max)
OPERATING TEM-	Range: 0 ~ 50 degrees C
RELATIVE HUMIDITY	Range: 0 ~ 100 %RH (NOT suitable for wet areas!)
SOCKET	Type F
PLUG	Type F
IP CLASS	IP40
FEATURES	
INTERFACES	WiFi 802.11 b/g/n
FREQUENCY BAND	2.4 GHz
LEDS (INTERNAL)	Red: Solid when user AC socket is powered; Blue: blinks when unit is connected and associated to an WiFi network
CONTROLS	3 Push Buttons for display, graph and settings
ANTENNA	Internal
LOCKING MECHANISM	Kensington Security Slot
SENSORS	
CO2	NDIR Infrared gas module, range: 0 ~ 5000 ppm; Accuracy: ±50ppm+5% reading value)
TEMPERATURE	Range: -40 ~ 85 degrees C, Accuracy: ±1 c
HUMIDITY	Range: 0 ~ 100 %RH, Accuracy: ±3% RH
PRESSURE	Range: 300 ~ 1100 hPa, Accuracy: ±1.7 hPa

## WEEE Compliance Statement



### English

European Directive 2012/19/EC requires that the equipment bearing this symbol on the product and/or its packaging must not be disposed of with unsorted municipal waste. The symbol indicates that this product should be disposed of separately from regular household waste streams. It is your responsibility to dispose of this and other electric and electronic equipment via designated collection facilities appointed by the government or local authorities. Correct disposal and recycling will help prevent potential negative consequences to the environment and human health. For more detailed information about the disposal of your old equipment, please contact your local authorities, waste disposal service, or the shop where you purchased the product.

### Nederlands

Europese richtlijn 2012/19/EC vereist dat de apparatuur die dit symbool op het product en/of verpakking heeft staan, deze niet weggooit bij het restafval. Het symbool geeft aan dat dit product en andere elektrische en elektronica apparatuur moet worden ingeleverd bij milieustraten, winkels of bouwmarkten of andere faciliteiten aangewezen door de overheid of gemeenten. Het op een juiste manier afvoeren en recyclen helpt om potentieel negatieve consequenties voor het milieu en menselijke gezondheid te voorkomen. Voor meer gedetailleerde informatie over het afvoeren van uw oude apparatuur kunt u contact opnemen met uw gemeente, vuilophalendienst of de winkel waar u uw product heeft gekocht.

## Safety Notices

1. Read, follow, and keep these instructions.
2. Comply to all warnings.
3. Only use attachments/accessories specified by the manufacturer .



**WARNING:** Do not use this product in location that can be submerged by water.



**WARNING:** Avoid using this product during an electrical storm. There may be a remote risk of electric shock from lightning.

## Electrical Safety Information

1. Compliance is required with respect to vol tage, frequency, and current requirements indicated on the manufacturer's label. Connection to a different power source than those specified may result in improper operation, damage to the equipment or pose a fire hazard if the limitations are not followed.
2. There are no operator serviceable parts inside this equipment. Service should be provided only by a qualified service technician.
3. This equipment is provided with an integrated power connection which has an integral safety ground wire intended for connection to a grounded safety outlet.
  - a. The equipment requires the use of the ground wire as a part of the safety certification, modification or mis use can provide a shock hazard that can result in serious injury or death.
  - b. Contact a qualified electrician or the manufacturer if there are questions about the installation prior to connecting the equipment.
  - c. Protective earthing is provided by integrated power connection. Building installation shall provide appropriate short-circuit backup protection.
  - d. Protective bonding must be installed in accordance with local national wiring rules and regulations.

## Deutsch

Die Europäische Richtlinie 2012/19/EC verlangt, dass technische ausrüstung, die direkt am Gerät und/oder ander Verpackung mit diesem symbol versehen ist, nicht zusammen mit unsortiertem Gemeindeabfall entsorgt werden darf. Das Symbol weist darauf hin, dass das Product von regulärem Haushaltsmüll getrennt en tsorgt werden sollte. Es liegt in Ihrer Verantwortung, dieses Gerät und andere elektrische und elektronische Geräte über die dafürzuständigen und von der Regierung oder örtlichen Behörden dazu bestimmten Sammelstellen zu entsorgen. Ordnungsgemäßes Folgen für Umwelt und die menschliche Gesundheit zu vermeiden. Wenn Sie weitere Informationen zur Entsorgung Ihrer Altgeräte benötigen, wenden Sie sich bitte an die örtlichen Behörden oder städtischen Entsorgungsdienste oder an den Händler, bei dem Sie das Produkt erworben haben.

## Français

La directive européenne 2012/19/CE exige que les équipements portant ce symbole sur le produit et / ou son emballage ne soient pas éliminés avec les déchets ménagers non triés. Le symbole indique que ce produit doit être éliminé séparément des flux de déchets ménagers ordinaires. Il vous incombe de vous débarrasser de cet équipement et des autres équipements électriques et électroniques dans des installations de collecte désignées par le gouvernement ou les autorités locales. Une élimination et un recyclage appropriés aideront à prévenir les conséquences négatives potentielles sur l'environnement et la santé humaine. Pour plus d'informations sur la mise au rebut de votre ancien équipement, veuillez contacter les autorités locales, le service de traitement des déchets ou le magasin où vous avez acheté le produit.

## Limited Warranty

AURAIR B.V. ( "AURAIR" ) warrants that the product(s) furnished hereunder (the "Product(s)" shall be free from defects in material and workmanship for a period of one (1) year from the date of shipment by AURAIR under normal use and operation.

AURAIR sole and exclusive obligation and liability under the foregoing warranty shall be for AURAIR, at its discretion, to repair or replace any Product that fails to conform to the above warranty during the above warranty period. The expense of removal and reinstallation of any Product is not included in this warranty. The warranty period of any repaired or replaced Product shall not extend beyond its original term.

## Warranty Conditions

The above warranty does not apply if the Product:

- I. has been modified and/or altered, or an addition made thereto, except by AURAIR, or AURAIR authorized representatives, or as approved by AURAIR in writing;
- II. has been painted, rebranded or physically modified in any way;
- III. has been damaged due to errors or defects in cabling;
- IV. has been subjected to misuse, abuse, negligence, abnormal physical electromagnetic or electrical stress, including lightning strikes, or accident;
- V. has been damaged or impaired as a result of using third party firmware;
- VI. has no original AURAIR MAC label, or is missing any other original AURAIR label(s); or
- VII. has not been received by AURAIR within 30 days of issuance of the RMA.

In addition, the above warranty shall apply only if: the product has been properly installed and used at all times in accordance, and in all material respects, with the applicable Product documentation; and for outdoor installations, and for indoor installations, indoor cabling requirements are followed.

## Italiano

La Direttiva Europea 2012/19/CE richiede che l'apparecchiatura che porta questo simbolo sul prodotto e / o sulla sua confezione non debba essere smaltita insieme ai rifiuti urbani indifferenziati. Il simbolo indica che questo prodotto deve essere smaltito separatamente dai normali flussi di rifiuti domestici. È tua responsabilità smaltire questa e altre apparecchiature elettriche ed elettroniche tramite apposite strutture di raccolta nominale dal governo o dalle autorità locali. Lo smaltimento e il riciclaggio corretti aiuteranno a prevenire potenziali conseguenze negative per l'ambiente e la salute umana. Per informazioni più dettagliate sullo smaltimento delle apparecchiature obsolete, contattare le autorità locali, il servizio di smaltimento rifiuti o il negozio in cui è stato acquistato il prodotto.

## Returns

No Products will be accepted for replacement or repair without obtaining a Return Materials Authorization (RMA) number from AURAIR during the warranty period, and the Products being received at AURAIR facility freight prepaid in accordance with the RMA process of AURAIR. Products returned without an RMA number will not be processed and will be returned freight collector subject to disposal. Information on the RMA process and obtaining an RMA number can be found at: [www.aurair.eu/support/warranty](http://www.aurair.eu/support/warranty).

## Limitation of Liability

EXCEPT TO THE EXTENT PROHIBITED BY LOCAL LAW, IN NO EVENT WILL AURAIR OR ITS SUBSIDIARIES, AFFILIATES OR SUPPLIERS BE LIABLE FOR DIRECT, SPECIAL, INCIDENTAL, CONSEQUENTIAL OR OTHER DAMAGES (INCLUDING LOST PROFIT, LOST DATA, OR DOWNTIME COSTS), ARISING OUT OF THE USE, INABILITY TO USE, OR THE RESULTS OF USE OF THE PRODUCT, WHETHER-BASED IN WARRANTY, CONTRACT, TORT OR OTHER LEGAL THEORY, AND WHETHER OR NOT ADVISED OF THE POSSIBILITY OF SUCH DAMAGES.

## Manufacturer

Name: AurAir B.V.

Address: Griftdijk 176, 6515 AG Nijmegen, The Netherlands

E-mail: [support@aurair.eu](mailto:support@aurair.eu)

Web: <https://www.aurair.eu>

Changes in the contact data are published by the manufacturer at the official website of the device.

## Declaration of Conformity



English Hereby, AURAIR, declares that this AurAir device, is in compliance with the essential requirements and other relevant provisions of directive 2014/53/EC.

Nederlands (Dutch) Hierbij verklaart AURAIR dat het AurAir apparaat in overeenstemming is met de essentiële eisen en de andere relevante bepalingen van richtlijn 2014/53/EG.

Deutsch (German) Hiermit erklärt AURAIR , dass sich diese AurAir device, in Übereinstimmung mit den grundlegenden Anforderungen und den anderen relevanten Vorschriften der Richtlinie 2014/53/EG befindet.

Français (French) Par la présente, AURAIR déclare que cet appareil AurAir est conforme aux exigences essentielles et aux autres dispositions pertinentes de la directive 2014/53/CE.

Italiano (Italian) Con la presente, AURAIR dichiara che questo dispositivo AurAir è conforme ai requisiti essenziali e alle altre disposizioni pertinenti della direttiva 2014/53/CE.

Espaniol (Spanish) Por la presente, AURAIR declara que este dispositivo AurAir cumple con los requisitos esenciales y otras disposiciones relevantes de la directiva 2014/53/CE.

Svenska (Swedish) Härmed förklarar AURAIR att denna AurAir-enhet uppfyller de väsentliga kraven och andra relevanta bestämmelser i direktiv 2014/53/EG.

Suomi (Finnish) AURAIR vakuuttaa täten, että tämä AurAir-laite on direktiivin 2014/53/EY olennaisista vaatimusten ja muiden asiaankuultuvin säännösten mukainen .

## Disclaimer

EXCEPT FOR ANY EXPRESS WARRANTIES PROVIDED HEREIN, AURAIR , ITS AFFILIATES, AND ITS AND THEIR THIRD PARTY DATA, SERVICE, SOFTWARE AND HARDWARE PROVIDERS HEREBY DISCLAIM AND MAKE NO OTHER REPRESENTATION OR WARRANTY OF ANY KIND, EXPRESS, IMPLIED OR STATUTORY, INCLUDING, BUT NOT LIMITED TO, REPRESENTATIONS, GUARANTEES, OR WARRANTIES OF MERCHANTABILITY, ACCURACY, QUALITY OF SERVICE OR RESULTS, AVAILABILITY, SATISFACTORY QUALITY, LACK OF VIRUSES, QUIET ENJOYMENT, FITNESS FOR A PARTICULAR PURPOSE AND NON-INFRINGEMENT AND ANY WARRANTIES ARISING FROM ANY COURSE OF DEALING, USAGE OR TRADE PRACTICE IN CONNECTION WITH SUCH PRODUCTS AND SERVICES. BUYER ACKNOWLEDGES THAT NEITHER AURAIR NOR ITS THIRD PARTY PROVIDERS CONTROL BUYER'S EQUIPMENT OR THE TRANSFER OF DATA OVER COMMUNICATIONS FACILITIES, INCLUDING THE INTERNET, AND THAT THE PRODUCTS AND SERVICES MAY BE SUBJECT TO LIMITATIONS, INTERRUPTIONS, DELAYS, CANCELLATIONS AND OTHER PROBLEMS INHERENT IN THE USE OF COMMUNICATIONS FACILITIES. AURAIR, ITS AFFILIATES AND ITS AND THEIR THIRD PARTY PROVIDERS ARE NOT RESPONSIBLE FOR ANY INTERRUPTION S, DELAYS, CANCELLATIONS, DELIVERY FAILURES, DATA LOSS, CONTENT CORRUPTION, PACKET LOSS, OR OTHER DAMAGE RESULTING FROM ANY OF THE FORE GOING. In addition, AURAIR does not warrant that the operation of the Products will be error free or that operation will be uninterrupted. In no event shall AURAIR be responsible for damages or claims of any nature or description relating to system performance, including coverage, buyer's selection of products (including the Products) for buyer's application and/or failure of products (including the Products) to meet government or regulatory requirements.

Dansk (Danish) AURAIR erklærer hermed, at denne AurAir-enhed er i overensstemmelse med de væsentlige krav og andre relevante bestemmelser i direktiv 2014/53/EF.

Polski (Polish) Niniejszym AURAIR oświadczam, że to urządzenie AurAir jest zgodne z zasadniczymi wymaganiami i pozostalymi stosownymi postanowieniami dyrektywy 2014/53/WE

Norsk (Norwegian) AURAIR erklærer herved at denne AurAir-enheten er i samsvar med de grunnleggende kravene og andre relevante bestemmelser i direktiv 2014/53/EC.

Português (Portuguese) A AURAIR declara que este dispositivo AurAir está em conformidade com os requisitos essenciais e outras disposições relevantes da diretiva 2014/53/CE.

Česky (Czech) AURAIR tímto prohlašuje, že toto zařízení AurAir je v souladu se základními požadavky a dalšími příslušnými ustanoveními směrnice 2014/53/ES.

Eesti (Estonian) Käesolevaga deklareerib AURAIR, et see AurAir seade vastab direktiivi 2014/53/EÜ põhinõuetele ja muudele asjakohastele sätetele.

Latviets (Latvian) Ar šo AURAIR paziņo, ka šī AurAir ierīce atbilst Direktīvas 2014/53/EK pamatprasībām un citiem attiecīgajiem noteikumiem.

Lietuvės (Lithuanian) Šiuo AURAIR' pareiškia, kad šis "AurAir" įrenginys atitinka esminius reikalavimus ir kitas atitinkamas Direktyvos 2014/53/EE nuostatas.

Slovensky (Slovak) AURAIR týmto vyhlasuje, že toto zariadenie AurAir spĺňa základné požiadavky a ďalšie príslušné ustanovenia smernice 2014/53/ES.

Magyar (Hungarian) Az AURAIR ezennel kijelenti, hogy ez az AurAir eszköz megfelel a 2014/53/EK irányelv alapvető követelményeinek és egyéb vonatkozó rendelkezésének.